

# TECHNICAL BULLETIN

## PRODUCT: GREENSTAR CONDENSFIT II AND OILFIT FLUES

### FLUE JOINTS IN WALLS:

#### Acceptable installations:

The following information is to be used in conjunction with the manufacturer's instructions for both the appliance and flue kit.

#### Gas:

**Telescopic flue & terminal:** The telescopic overlap in Worcester horizontal flue & terminals is not considered as a flue joint.

The flue section must be adjusted to length then the telescopic joint secured and sealed with the screw and aluminium tape provided in line with the manufacturer's instructions.

It is acceptable for this secured, sealed overlapping connection to be sited within the building fabric.

**Flue extensions:** Flue joints between flue extension sections must not be sited within the building fabric. When necessary; flue extensions should be cut to suit or a 2m flue extension 7-716-191-172 (60/100mm only) can be utilised to avoid this.

**Extended horizontal flues:** For extended horizontal flues every effort should be made to avoid siting the final joint between the flue extensions and the telescopic terminal section within the building fabric.

**60/100:** The standard telescopic flue & terminal 7-716-191-082 can be used to pass through external walls up to 488mm thick (see Fig. 1).

**60/100:** For external walls with a thickness between 468mm & 708mm the long telescopic flue kit & terminal 7-716-191-171 can be utilised (see Fig. 2).

**80/125:** The standard telescopic flue & terminal 7-719-003-702 can be used to pass through external walls up to 502mm thick (see Fig. 3).

The above will allow for visual inspection of the final flue joint.

**Wall thickness:** Only if the thickness of the external wall exceeds the maximum length of the available telescopic flue section and there is no alternative route for the flue, may the final connection between the flue extensions and the telescopic terminal section be sited within the building fabric.

This joint must be assembled prior to being installed. The joint must be secured with the supplied screws in line with the manufacturer's instructions.

**Flue Integrity:** Flue integrity must be checked by means of sampling the intake air at the flue air intake sample point with a calibrated flue gas analyser. This check should be carried out at commissioning and any service inspection.

Intake air must be  $O_2 > 20.6\%$ ,  $CO_2 < 0.2\%$ . Please refer to the installation, commissioning and service manual for further guidance.

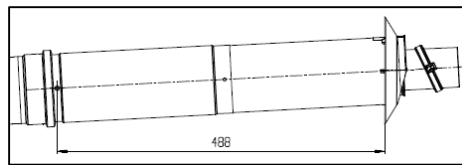


Fig. 1: 60/100mm Flue 7-716-191-082

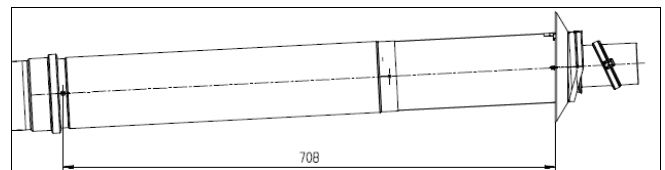


Fig. 2: 60/100mm Flue 7-716-191-171

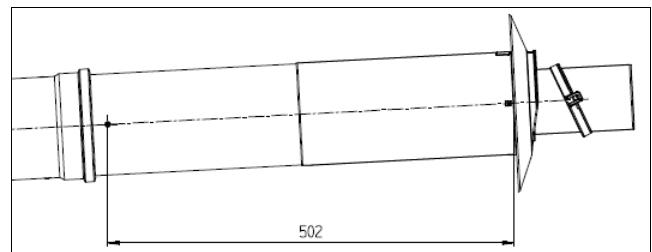


Fig. 3: 80/125mm Flue 7-719-003-702

Whilst it is always our intention to fully assist, it is essential to recognise that all information given by the company in response to an enquiry of any nature is provided in good faith and based upon the information provided with the enquiry. We recommend that advice should always be checked with your installer or contract partner. Consequently, the company cannot be held responsible for any liability relating to the use or repetition of such information or part thereof. In addition, whilst making every reasonable effort to monitor the performance and quality of our supply, installation and service network, we do not accept responsibility for the workmanship or operation of any third party company that the company may have promoted either in conversation, e-mail or other communication. Similarly, the views and opinions expressed in communication with individuals within the company may not reflect that of the business as a whole.

You can find this, and all issued technical bulletins on the Worcester website at: <http://www.worcester-bosch.co.uk/tb> or <http://www.worcester-bosch.ie/tb>

# TECHNICAL BULLETIN

## PRODUCT: GREENSTAR CONDENSFIT II AND OILFIT FLUES

### FLUE JOINTS IN WALLS:

#### Acceptable installations:

The following information is to be used in conjunction with the manufacturer's instructions for both the appliance and flue kit.

#### Oil:

**Telescopic flue & terminal:** The telescopic overlap in Worcester horizontal flue & terminals is not considered as a flue joint.

The flue section must be adjusted to length then the telescopic joint secured and sealed with the screw and aluminium tape provided in line with the manufacturers' instructions.

It is acceptable for this secured, sealed overlapping connection to be sited within the building fabric.

**Flue extensions:** Flue joints between flue extension sections must not be sited within the building fabric. When necessary; flue extensions should be cut to suit to avoid this.

**Extended horizontal flues:** For extended horizontal flues every effort should be made to avoid siting the final joint between the flue extensions and the telescopic terminal section within the building fabric.

**80/125:** The short telescopic flue & terminal 7-716-190-062 can be used to pass through external walls up to 440mm thick (see Fig. 4).

**80/125:** For external walls with a thickness between 440mm & 660mm the standard telescopic flue kit & terminal 7-716-190-064 can be utilised (see Fig. 5).

**Wall thickness:** Only if the thickness of the external wall exceeds the maximum length of the available telescopic flue section and there is no alternative route for the flue, may the final connection between the flue extensions and the telescopic terminal section be sited within the building fabric.

This joint must be assembled prior to being installed. The joint must be secured with the supplied screws in line with the manufacturer's instructions.

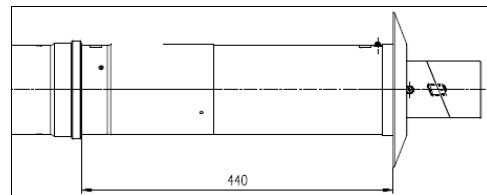


Fig. 4: 80/125mm Flue 7-716-190-062

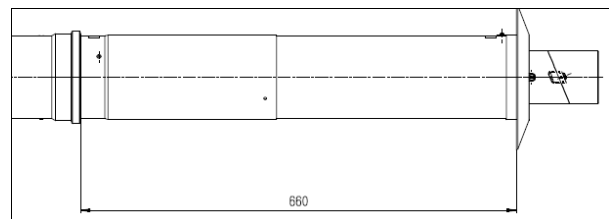


Fig. 5: 80/125mm Flue 7-716-190-064

Whilst it is always our intention to fully assist, it is essential to recognise that all information given by the company in response to an enquiry of any nature is provided in good faith and based upon the information provided with the enquiry. We recommend that advice should always be checked with your installer or contract partner. Consequently, the company cannot be held responsible for any liability relating to the use or repetition of such information or part thereof. In addition, whilst making every reasonable effort to monitor the performance and quality of our supply, installation and service network, we do not accept responsibility for the workmanship or operation of any third party company that the company may have promoted either in conversation, e-mail or other communication. Similarly, the views and opinions expressed in communication with individuals within the company may not reflect that of the business as a whole.