

TECHNICAL BULLETIN

PRODUCT: GAS AND OIL HEATING SYSTEMS

CHANGES TO PART L AFFECTING GAS AND OIL HEATING SYSTEMS:

Changes have been made to Building regulations Part L for **England**. These changes came into force on April 6th 2014.

These changes affect new **Gas and Oil** heating systems, if the property has had any major alterations or if there has been a change of use to the property. Installers will need to take extra care when specifying systems and will have to ensure that the new guidelines are adhered to.

For all other heating systems refer to the Domestic Building Services Compliance Guide (DBSCG).

Controls

The requirement for dwellings under 150m² to have at least two heating zones has now been removed. To provide zone control in such dwellings TRVs should be provided on all radiators (except the room with the room thermostat) on new systems.

Dwelling over 150m ²	With hot water cylinder	Boiler interlock At least two space heating circuits, each with independent time control, a room thermostat and TRVs A hot water circuit with independent time control and a cylinder thermostat
	No hot water cylinder	Boiler interlock At least two space heating circuits, each with independent time control, a room thermostat and TRVs
Dwelling up to 150m ²	With hot water cylinder	Boiler interlock A space heating circuit with independent time control, a room thermostat and TRVs A hot water circuit with independent time control and a cylinder thermostat
	No hot water cylinder	Boiler interlock A space heating circuit with independent time control, a room thermostat and TRVs

Fig 1: Quick guide – recommended minimum standards for control of new heating systems

It is also good practice to install TRVs when replacing a boiler to an existing system as it is convenient and timely to do this while the system is drained down.

Replacement boiler	With hot water cylinder	Gravity-fed systems upgraded to fully pumped. Boiler interlock Maintain existing space heating circuit(s), each with independent time control and a room thermostat. TRVs strongly recommended. A hot water circuit with independent time control and a cylinder thermostat
	No hot water cylinder	Boiler interlock Maintain existing space heating circuit(s), each with independent time control and a room thermostat. TRVs strongly recommended.
New heating system with existing pipework	With hot water cylinder	Gravity-fed systems upgraded to fully pumped. Boiler interlock Maintain existing space heating circuit(s), each with independent time control, a room thermostat and TRVs A hot water circuit with independent time control and a cylinder thermostat
	No hot water cylinder	Boiler interlock Maintain existing space heating circuit(s), each with independent time control, a room thermostat and TRVs
Radiator replacement	Emergency	Good practice to fit a TRV to the replacement radiator(s) if in a room without a room thermostat
	Planned	Good practice to fit TRVs to all radiators in rooms without a room thermostat
Hot water cylinder	Emergency	A cylinder thermostat.
	Planned	Boiler interlock A hot water circuit with independent time control and a cylinder thermostat

Fig 2: Quick guide – recommended minimum standards for control when replacing components of heating systems

The energy Savings Trust can provide good advice about further energy saving measures.

Our award winning Worcester Technical Support team can also help with advice about our boilers, controls and heating the home efficiently and there is plenty of information on our web site www.worcester-bosch.co.uk.

We have a very helpful brochure called “Heating and hot water handy hints” (Fig 3) which is available to download.

Guidance for this Technical Bulletin has been taken from Building Regulations Part L, the guidance document published by BEAMA and the DBSCG.

The BEAMA guide (Fig 4) can be found on their web site; www.beama.org.uk



Fig 3: Image of the handy hints guide




Fig 4: Image of the BEAMA guide

The Building regulations Part L and the DBSCG can be found on the Planning Portal web site www.planningportal.gov.uk





Fig 5: Images of Approved Document Part L1A and the Domestic Building Services Compliance Guide (DBSCG)



Please refer to www.wales.gov.uk for Welsh Building Regulations, and www.scotland.gov.uk for Scottish Building Regulations.

Whilst it is always our intention to fully assist, it is essential to recognise that all information given by the company in response to an enquiry of any nature is provided in good faith and based upon the information provided with the enquiry. We recommend that advice should always be checked with your installer or contract partner. Consequently, the company cannot be held responsible for any liability relating to the use or repetition of such information or part thereof. In addition, whilst making every reasonable effort to monitor the performance and quality of our supply, installation and service network, we do not accept responsibility for the workmanship or operation of any third party company that the company may have promoted either in conversation, e-mail or other communication.

Similarly, the views and opinions expressed in communication with individuals within the company may not reflect that of the business as a whole.